

Domestic Abuse

Period of Study

September 2009 – August 2010 (based on Report Date)

Data Source

IAMF (Inter agency Monitoring Form Recording System)

Introduction

This report examines generic domestic abuse trends from September 2009 – August 2010. It utilises statistics compiled from the inter Agency Monitoring Form. There three main areas of analysis are:

- Incident
- Victim
- Perpetrator

It also analyses the roles played by participating agencies in reporting, recording and taking action within the MARAC (Multi Agency Risk Assessment Conference).

Summary

What follows is a summary of the findings contained within this report:

Incident

- There have been 754 Domestic Abuse incidents in the Wirral reported to the Wirral Family Safety Unit (WFSU) during the period September 2009 – August 2010. 219 (29%) of these incidents were repeat victims.
- 137 of these incidents are currently deemed as involving very high risk victims and therefore invoke the MARAC process.
- Birkenhead and Tranmere Ward and Wallasey Ward have by far the highest rate of Domestic Abuse cases.
- Incidents are most likely to occur between the hours of 12am and 1am and 8pm and 9pm.

Victim

- The most common victim age group is 26-40
- The most common victim ethnicity is UK White
- 29% of the victims indicated they have suffered domestic abuse previously
- 31% of victims are pregnant 19% do not have any children, 29% of one child, 29% have 2 children, 14% have 3 children and 9% have 4 children or more.
- Most WFSU clients have suffered serious and extensive abuse. 4% of the victims admitted suffering from domestic abuse for 6 years or longer.

Perpetrators

- Most of the perpetrators fall within the 26-40 age range
- 33% have problems with alcohol
- 21% have mental health problems
- 19% have drug related issues

Agency

In terms of referrals:

- 53% of referrals were from Merseyside Police (DV)
- 18% of referrals were from the Family Safety Unit
- 6% of referrals were from the Wirral NHS Trust

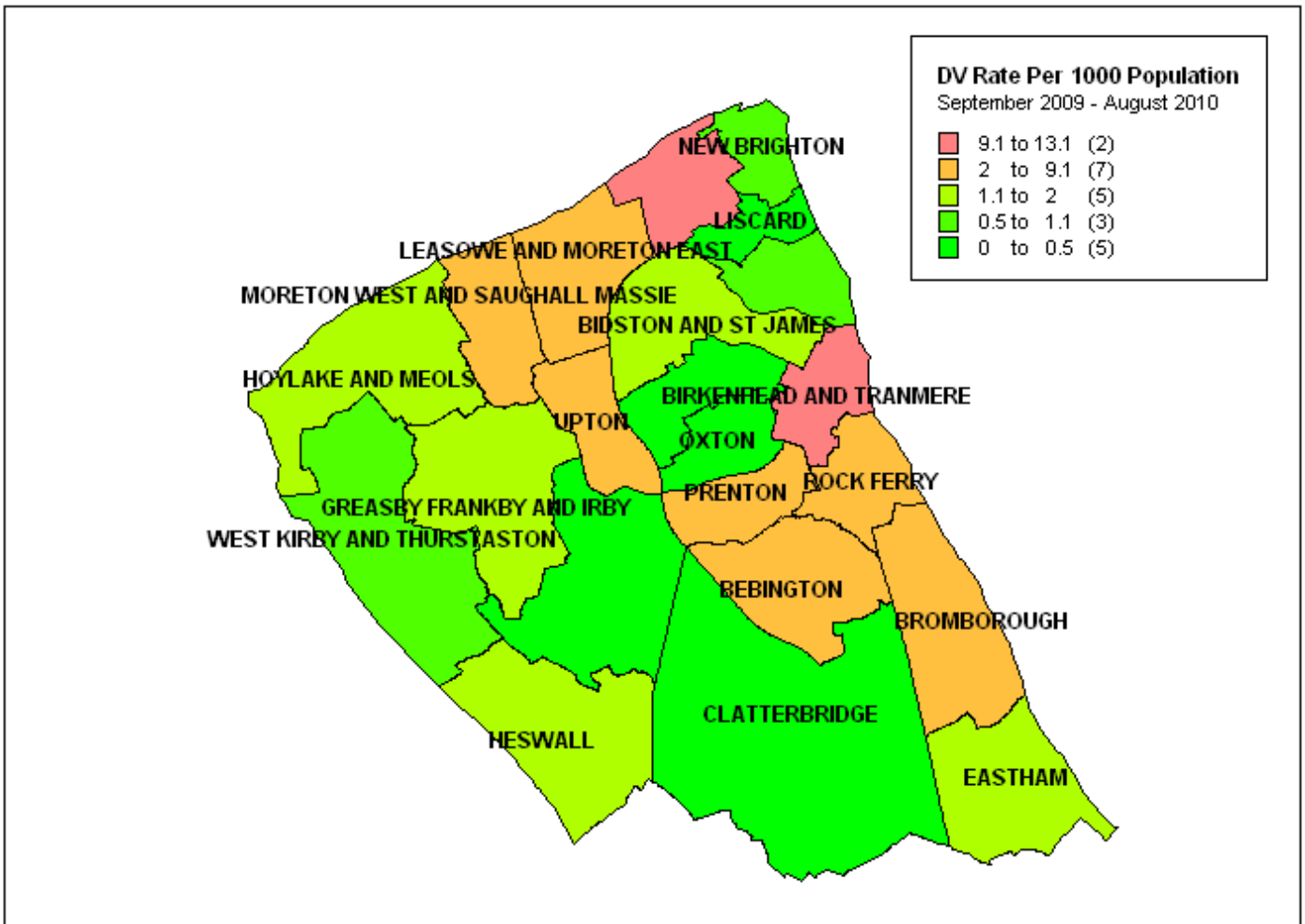
Client safety actions arising from MARAC

- There have been 16,719 consequential actions carried out
- WFSU carried out 47% of all actions
- 8% of all actions carried out by Children and Social Care
- 7% by Wirral NHS Trust
- 5% by Merseyside Police

1. Incidents

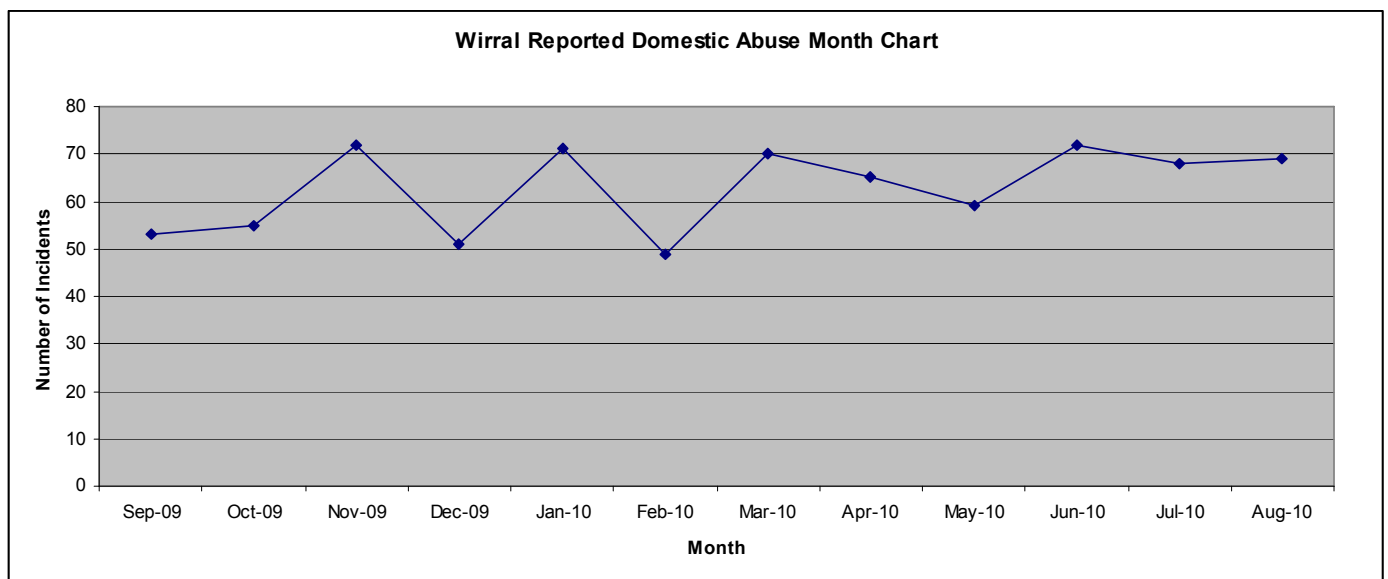
From September 2009 – August 2010 the WFSU received 754 domestic abuse referrals. 182 victims are repeated referrals comprising 24% of all incidents which is an 11% rise when compared with 2008-9; however 284 (38%) of records did not indicate whether the victim was a repeat referral or not, leaving 286 (38%) who were confirmed not repeat referrals.

| <i>Ward</i> | <i>Population</i> | <i>DV Incidents</i> | <i>Rate per 1000 Population</i> |
|----------------------------------|-------------------|---------------------|---------------------------------|
| Birkenhead And Tranmere | 14360 | 188 | 13.09 |
| Wallasey | 15257 | 140 | 9.18 |
| Prenton | 13688 | 52 | 3.80 |
| Rock Ferry | 14203 | 51 | 3.59 |
| Bebington | 15736 | 43 | 2.73 |
| Moreton West And Saughall Massie | 14422 | 36 | 2.50 |
| Upton | 15798 | 36 | 2.28 |
| Bromborough | 14289 | 32 | 2.24 |
| Leasowe And Moreton East | 13790 | 28 | 2.03 |
| Greasby Frankby And Irby | 15596 | 25 | 1.60 |
| Heswall | 13404 | 21 | 1.57 |
| Bidston And St James | 15574 | 22 | 1.41 |
| Eastham | 13312 | 17 | 1.28 |
| Hoylake And Meols | 13154 | 15 | 1.14 |
| West Kirby And Thurstaston | 12289 | 10 | 0.81 |
| New Brighton | 14134 | 11 | 0.78 |
| Seacombe | 15482 | 8 | 0.52 |
| Oxton | 13441 | 5 | 0.37 |
| Claughton | 12903 | 3 | 0.23 |
| Liscard | 14233 | 2 | 0.14 |
| Clatterbridge | 14367 | 1 | 0.07 |
| Pensby And Thingwall | 12756 | 0 | 0.00 |



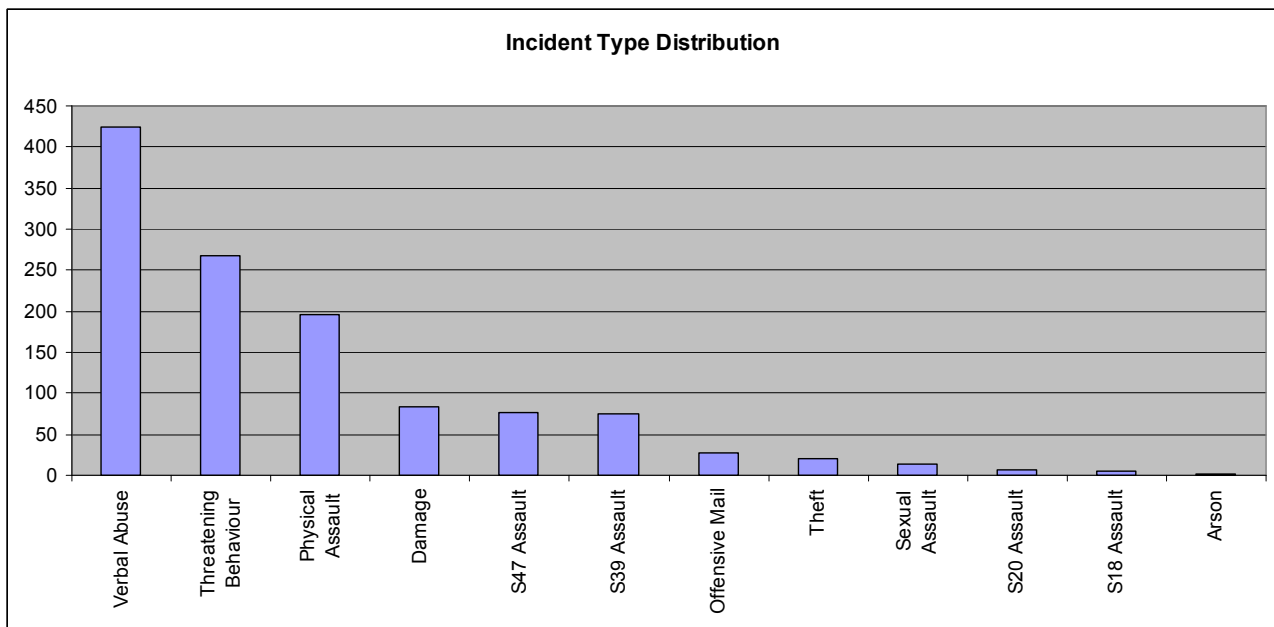
Domestic Violence Referral Rate per Population by Ward

Birkenhead and Tranmere Ward and Wallasey Ward had the highest rate of domestic abuse incidents.



Domestic Violence Referral Rate per Month

November 2009 and June 2010 were the peak months, with 72 incidents, followed by January and March with 71 and 70 incidents respectively. February with 49 had the fewest incidents. Analysis indicates that domestic abuse incidents are most likely to occur at night, particularly between the hours of 12am and 1am; and 8pm and 9pm.



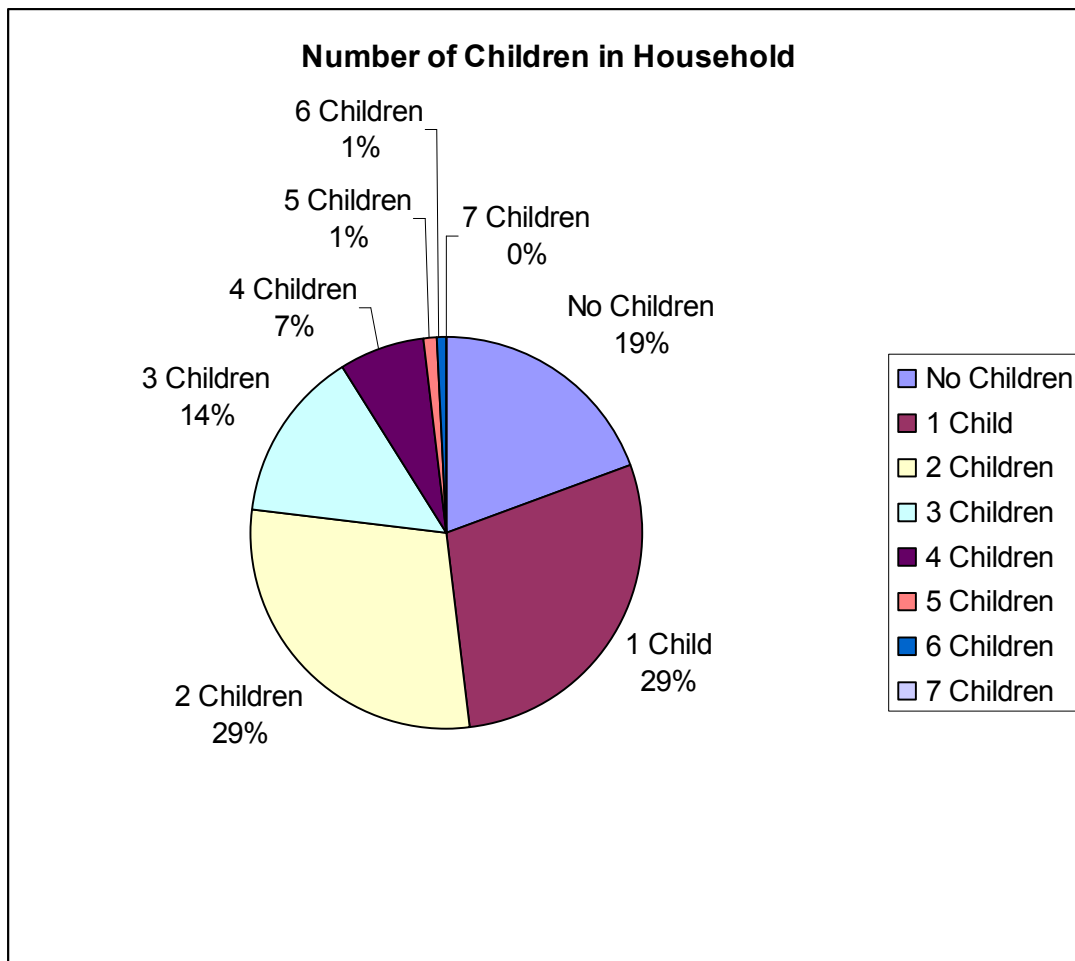
Domestic Violence By Incident Type

The top three reported incident types are verbal abuse (35%), threatening behaviour (22%) and physical assault (16%).

2. Victim

Of the 754 referrals, 704 (93%) were by female victims; the remaining 50 (7%) were male. Most WFSU clients have suffered serious and extensive abuse. 4% of the victims admitted suffering from domestic abuse for 6 years or longer.

The most common age group is 26-40 comprising 48% of all referred victims. The 19-25 and 41-64 age groups combined comprise 47% of all victims. There were 7 victims under the age of 18 and 32 victims aged 18. Analysis shows the most common victim ethnicity is UK white.



Number of Children per Household

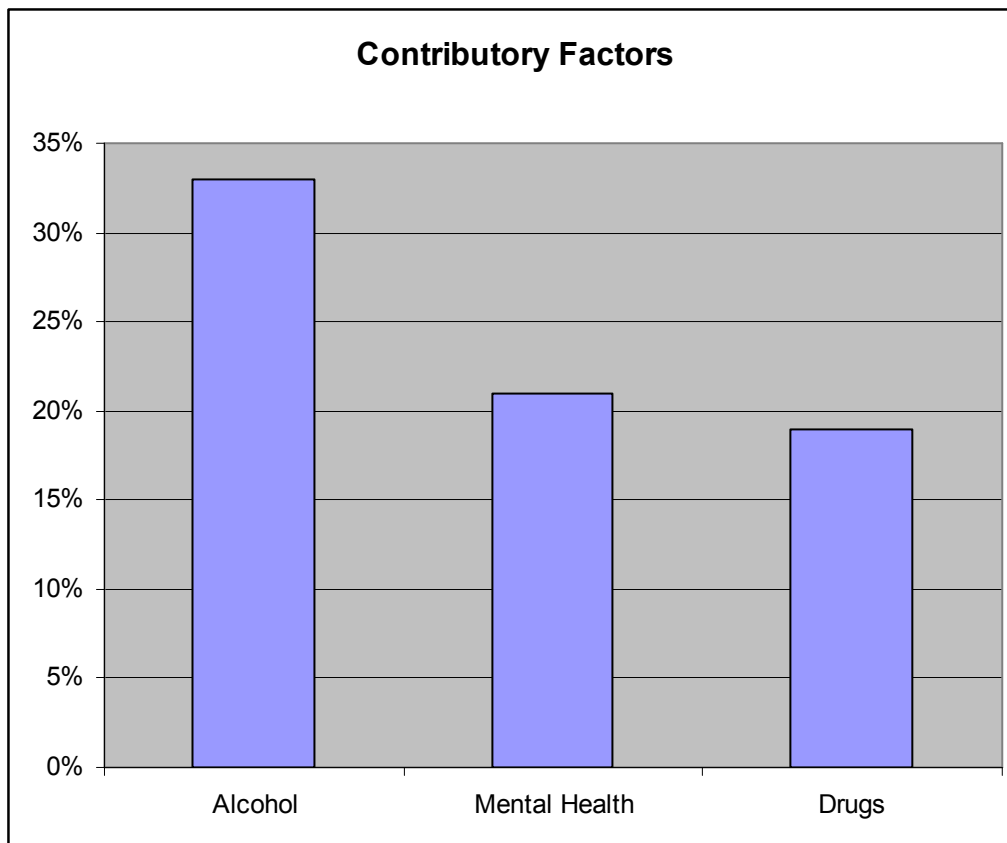
In terms of household breakdown, 19% have no children, 29% have 1 Child, 29% have 2 children, 14% have 3 children, 7% have 4 children, and the remaining 2% have 5 or more children.

3. Perpetrator

The majority of domestic abuse perpetrators are white males.

The most prevalent age range for domestic abuse perpetrators is 26-40 (52%) followed by 41-64 (25%).

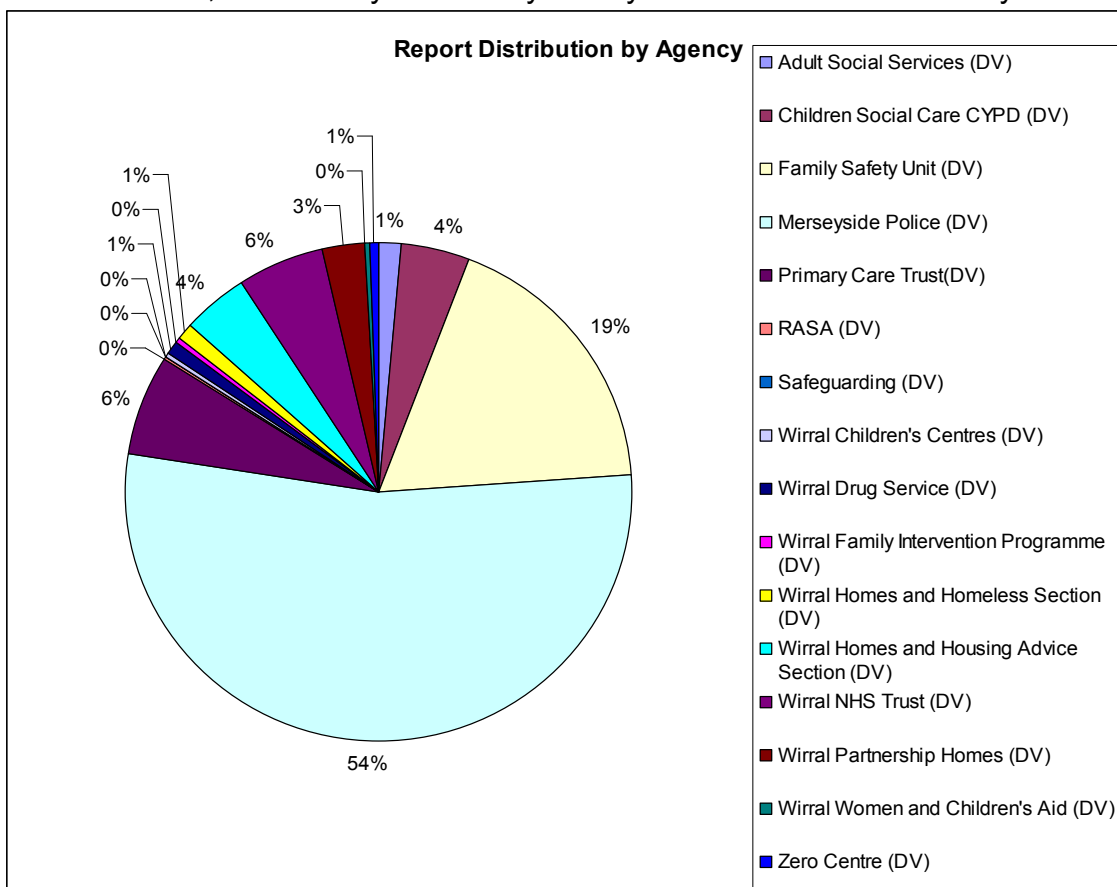
33% of perpetrators have problems with alcohol, 21% have mental health problems and 19% have drug related issues.



The Proportion of Contributory Factors Reported by Victims

4. Domestic Abuse Reports

In terms of reporting, 16 agencies reported incidents on the IAMF. Merseyside Police reported the majority of incidents 54%, followed by the Family Safety Unit 19% and the Primary Care Trust 6%.



Domestic Abuse Actions

In terms of actions, there have been 16,719 actions carried out or an average of 22 per domestic abuse case. 47% of these were carried out by the Family Safety Unit, followed by Children Social Care CYPD 8% and Wirral NHS Trust 7%.

